



GPT Infraprojects Limited

Regd. Office : GPT Centre, JC - 25, Sector-III, Salt Lake, Kolkata-700 098, India CIN: I20103WB1980PLC032872
Tel : +91-33-4050-7000 Fax : +91-33-4050-7999 E-mail : info@gptgroup.co.in Visit us : www.gptgroup.co.in

Introductory sub-table (I)(a)			
Name of the Company: GPT INFRAPROJECTS LIMITED			
Scrip Code, Name of the scrip, class of security: 533761, GPT Infraprojects Limited, Equity Shares			
Quarter ended: 31st December, 2014			
Partly paid-up shares:-	No. of partly paid-up shares	As a % of total no. of partly paid-up shares	As a % of total no. of shares of the company
Held by promoter/promoter group	NIL	NIL	NIL
Held by public	NIL	NIL	NIL
Total	NIL	NIL	NIL
Outstanding convertible securities:-	No. of outstanding securities	As a % of total no. of outstanding convertible securities	As a % of total no. of shares of the company, assuming full conversion of the convertible securities
Held by promoter/promoter group	NIL	NIL	NIL
Held by public	NIL	NIL	NIL
Total	NIL	NIL	NIL
Warrants:-	No. of warrants	As a % of total no. of warrants	As a % of total no. of shares of the company, assuming full conversion of warrants
Held by promoter/promoter group	NIL	NIL	NIL
Held by public	NIL	NIL	NIL
Total	NIL	NIL	NIL
Total paid-up capital of the company, assuming full conversion of warrants and convertible securities	14543000		100



Statement Showing Shareholding Pattern

Table I(a)

Category code	Category of shareholder	Number of shareholders	Total number of shares	Number of shares held in dematerialized form	Total shareholding as a percentage of total number of shares		Shares pledged or otherwise encumbered	
					As a percentage of (A+B)	As a percentage of (A+B+C)	Number of shares	As a percentage
(I)	(II)	(III)	(IV)	(V)	(VI)	(VII)	(VIII)	(IX) = (VIII/IV)* 100
(A)	Shareholding of Promoter and Promoter Group							
1	Indian							
(a)	Individuals/ Hindu Undivided Family	17	6,263,382	6,263,382	43.07	43.07	-	-
(b)	Central Government/ State Government(s)	-	-	-	-	-	-	-
(c)	Bodies Corporate	2	4,610,398	4,610,398	31.70	31.70	-	-
(d)	Financial Institutions/ Banks	-	-	-	-	-	-	-
(e)	Any Other (specify)	-	-	-	-	-	-	-
	Sub-Total (A)(1)	19	10,873,780	10,873,780	74.77	74.77	-	-
2	Foreign							
(a)	Individuals (Non-Resident Individuals/ Foreign Individuals)	-	-	-	-	-	-	-
(b)	Bodies Corporate	-	-	-	-	-	-	-
(c)	Institutions	-	-	-	-	-	-	-
(dd)	Qualified Foreign Investors	-	-	-	-	-	-	-
(e)	Any Other (specify)	-	-	-	-	-	-	-
	Sub-Total (A)(2)	-	-	-	-	-	-	-
	Total Shareholding of Promoter and Promoter Group (A)= (A)(1)+(A)(2)	19	10,873,780	10,873,780	74.77	74.77	-	-
(B)	Public shareholding						NA	NA
1	Institutions						NA	NA
(a)	Mutual Funds/ UTI	-	-	-	-	-	-	-
(b)	Financial Institutions/ Banks	-	-	-	-	-	-	-
(c)	Central Government/ State Government(s)	-	-	-	-	-	-	-
(d)	Venture Capital Fund	-	-	-	-	-	-	-
(e)	Insurance Companies	-	-	-	-	-	-	-
(f)	FIs	-	-	-	-	-	-	-
(g)	Qualified Foreign Investors	-	-	-	-	-	-	-
(h)	Foreign Venture Capital	-	-	-	-	-	-	-
(i)	Any Other (specify)	-	-	-	-	-	-	-
	Sub-Total (B)(1)	-	-	-	-	-	-	-
B2	Non-institutions						NA	NA
(a)	Bodies Corporate	22	367,354	367,354	2.53	2.53	-	-
(b)	Individuals							
	i. Individual shareholders holding nominal share capital up to Rs. 1 lakh.	534	44,311	44,309	0.30	0.30	-	-
	ii. Individual shareholders holding nominal share capital in excess of Rs. 1 lakh.	4	821,900	821,900	5.65	5.65	-	-
(C)	Any Other (specify)	-	-	-	-	-	-	-
	1.Trust	1	200,000	200,000	1.38	1.38	-	-
	2.Clearing Member	23	66,655	66,655	0.46	0.46	-	-
	2.NRI	-	-	-	-	-	-	-
	3.NRN	1	1,000	1,000	0.01	0.01	-	-
	Foreign Company -FDI	1	2,168,000	2,168,000	14.91	14.91	-	-
	Sub-Total (B)(2)	586	3,669,220	3,669,218	25.23	25.23	-	-
(B)	Total Public Shareholding (B)= (B)(1)+(B)(2)	586	3,669,220	3,669,218	25.23	25.23	NA	NA
	TOTAL (A)+(B)	605	14,543,000	14,542,998	100.00	100.00	0.00	0.00
(C)	Shares held by Custodians and against which Depository Receipts have been issued						NA	NA
	1 Promoter & Promoter Group	-	-	-	-	-	-	-
	2 Public	-	-	-	-	-	-	-
	Sub-Total (C)	-	-	-	-	-	-	-
	GRAND TOTAL (A)+(B)+(C)	605	14,543,000	14,542,998	100.000	100.000	0.00	0.00

(I)(b) Statement showing holding of securities (including shares, warrants, convertible securities) of persons belonging to the category "Promoter and Promoter Group"


Sr. No.	Name of the shareholder	Details of Shares held		Encumbered shares (*)			Details of warrants		Details of convertible securities		Total shares (including underlying shares assuming full conversion of warrants and convertible securities) as a % of diluted share capital
		Number of shares held	As a % of grand total (A) +(B) +(C)	No.	As a percentage	% of grand total (A)+(B) +(C) of sub-clause (I)(a)	Number of warrants held	As a % total number of warrants of the same class	Number of convertible securities held	As a % total number of convertible securities of the same class	
(i)	(ii)	(iii)	(iv)	(v)	(vi)=(v)/(iii)*100	(vii)	(viii)	(ix)	(x)	(xi)	(xii)
1	GPT SONS PRIVATE LIMITED	2976798	20.469								
2	GPT SONS PRIVATE LIMITED	1633800	11.233								
3	SHREE GOPAL TANTIA	1368022	9.407		-	-					
4	OM TANTIA	909504	6.254								
5	ARUNA TANTIA	646074	4.443								
6	VINITA TANTIA	460324	3.165								
7	DWARIKA PRASAD TANTIA	449442	3.090								
8	PRAMILA TANTIA	444312	3.055								
9	ATUL TANTIA	417456	2.870								
10	ANURAG TANTIA	300966	2.069								
11	VAIBHAV TANTIA	267720	1.841								
12	AMRIT JYOTI TANTIA	257694	1.772								
13	KRITI TANTIA	213282	1.467								
14	SHREE GOPAL TANTIA	156654	1.077								
15	DWARIKA PRASAD TANTIA	100926	0.694								
16	RADHIKA TANTIA	100000	0.688								
17	MRIDUL TANTIA	78432	0.539								
18	OM PRAKASH TANTIA	76428	0.526								
19	HARSHITA TANTIA	16146	0.111								
	TOTAL	10873780	74.770	0	0.00	0.000					

(*) The term "encumbrance" has the same meaning as assigned to it in regulation 28(3) of the SAST Regulations, 2011




(I)(c)(i) Statement showing holding of securities (including shares, warrants, convertible securities) of persons belonging to the category "Public" and holding more than 1% of the total number of shares

Sr. No.	Name of the shareholder	Number of shares held	Shares as a percentage of total number of shares [i.e., Grand Total (A)+(B)+(C) indicated in Statement at para (I)(a) above]	Details of warrants		Details of convertible		Total shares (including underlying shares assuming full conversion of warrants and convertible securities) as a % of diluted share capital
				Number of warrants held	As a % total number of warrants of the same class	Number of convertible securities held	% w.r.t total number of convertible securities of the same class	
1	Nine Rivers Capital Limited	2168000	14.91	0	0	0	0	14.91
2	Rashmi Keval	396240	2.72	0	0	0	0	2.72
3	Mahesh Chandra Keval	188760	1.30	0	0	0	0	1.30
4	GPT Emolovees Welfare Trust	200000	1.38	0	0	0	0	1.38
5	Ayush Keval	186900	1.29					1.29
	TOTAL	3139900	21.59	0	0	0	0	21.59



(I)(c)(ii) Statement showing holding of securities (including shares, warrants, convertible securities) of persons (together with PAC) belonging to the category "Public" and holding more than 5% of the total number of shares of the company

Sr. No.	Name(s) of the shareholder(s) and the Persons Acting in Concert (PAC) with them	Number of shares	Shares as a percentage of total number of shares (i.e., Grand Total (A)+(B)+(C) indicated in Statement at para (I)(a) above)	Details of warrants		Details of convertible		Total shares (including underlying shares assuming full conversion of warrants and convertible securities) as a % of diluted share capital
				Number of warrants	As a % total number of warrants of the same class	Number of convertible securities held	% w.r.t total number of convertible securities of the same class	
1	Nine Rivers Capital Limited	2168000	14.91	0	0	0	0	14.91
TOTAL		2168000	14.91	0	0	0	0	14.91



(I)(d) Statement showing details of locked-in shares

Sr. No.	Name of the shareholder	Number of locked-in shares	Locked-in shares as a percentage of total number of shares {i.e., Grand Total (A)+(B)+(C) indicated in Statement at para (I)(a) above}
TOTAL		0	0.00




(II)(a) Statement showing details of Depository Receipts (DRs)

Sr. No.	Type of outstanding DR (ADRs, GDRs, SDRs, etc.)	Number of outstanding DRs	Number of shares underlying outstanding DRs	Shares underlying outstanding DRs as a percentage of total number of shares {i.e., Grand Total (A)+(B)+(C) indicated in Statement at para (I)(a) above}
1	N.A.			
2				
3				
TOTAL		0	0	



(II)(b) Statement showing holding of Depository Receipts (DRs), where underlying shares held by "promoter/promoter group" are in excess of 1% of the total number of shares

Sr. No.	Name of the DR Holder	Type of outstanding DR (ADRs, GDRs, SDRs, etc.)	Number of shares underlying outstanding DRs	Shares underlying outstanding DRs as a percentage of total number of shares {i.e., Grand Total (A)+(B)+(C) indicated in Statement at para (I)(a) above}
1	N.A.			
TOTAL			0	



(III) (a) Statement showing the voting pattern of shareholders,
if more than one class of shares/securities is issued by the issuer.

Category code	Category of shareholder	Number of Voting Rights held in each class of securities	Total Voting Rights (III+IV+V)	Total Voting Rights i.e.
(I)	(II)	(III)	(VI)	(VI)
	NA	-		

For GPT Infraprojects Limited

S. Parvathy

Company Secretary