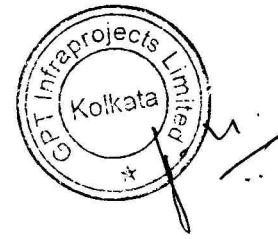


Shareholding Pattern under Regulation 31 of SEBI (Listing Obligations and Disclosure Requirements) Regulations, 2015

1.	Name of Listed Entity: GPT Infraprojects Ltd	
2.	Scrip Code/Name of Scrip/Class of Security: 533761 (BSE) / EQUITY	
3.	Share Holding Pattern Filed under: Reg. 31(1)(a)/Reg. 31(1)(b)/Reg.31(1)(c)	
	a.	If under 31(1)(b) then indicate the report for Quarter ending 30th JUNE 2016
	b.	If under 31(1)(c) then indicate date of allotment/extinguishment
4.	Declaration: The Listed entity is required to submit the following declaration to the extent of submission of information:-	

	Particulars	Yes*	No*
1	Whether the Listed Entity has issued any partly paid up shares?		No
2	Whether the Listed Entity has issued any Convertible Securities or Warrants?		No
3	Whether the Listed Entity has any shares against which depository receipts are issued?		No
4	Whether the Listed Entity has any shares in locked-in?		No
5	Whether any shares held by promoters are pledge or otherwise encumbered?	Yes	


* If the Listed Entity selects the option 'No' for the questions above, the columns for the partly paid up shares, Outstanding Convertible Securities/Warrants, depository receipts, locked-in shares, No of shares pledged or otherwise encumbered by promoters, as applicable, shall not be displayed at the time of dissemination on the Stock Exchange website. Also wherever there is 'No' declared by Listed Entity in above table the values will be considered as 'Zero' by default on submission of the format of holding of specified securities.



GPT Infraprojects Ltd

Table I - Summary Statement holding of specified securities

Category	Category of shareholder	Nos. of shareholders	No. of fully paid up equity shares held	No. of Partly paid-up equity shares held	No. of shares underlying Depository Receipts	Total nos. shares held	Shareholding as a % of total no. of shares (calculated as per SCRR, 1957)	Number of Voting Rights held in each class of securities			No. of Shares Outstanding convertible securities (Including Warrants)	Shareholding, as a % assuming full conversion of convertible securities (as a percentage of diluted share capital)	Number of Locked in shares		Number of Shares pledged or otherwise encumbered		Number of equity shares held in dematerialised form	
								No of Voting Rights					Total as a % of (A+B+C)	No. (a)	As a % of total Shares held(b)	No. (a)		As a % of total Shares held(b)
								Class eg: X	Class eg: y	Total								
(I)	(II)	(III)	(IV)	(V)	(VI)	(VII) = (IV)+(V)+(VI)	(VIII) As a % of (A+B+C2)	(IX)			(X)	(XI) = (VII)+(X) As a % of (A+B+C2)	(XII)		(XIII)	(XIV)		
(A)	Promoter & Promoter Group	19	10873780	0	0	10873780	74.7699	10873780	0	10873780	74.7699	0	0.0000	5545628	51.000000	10873780		
(B)	Public	1016	3669220	0	0	3669220	25.2301	3669220	0	3669220	25.2301	0	0.0000	NA	NA	3669218		
(C)	Non Promoter - Non Public												0.0000	0	0.0000	0		
(C1)	Shares Underlying DRs	0	0	0	0	0	0.0000	0	0	0	0.0000	0	0.0000	NA	NA	0		
(C2)	Shares Held By Employee Trust	0	0	0	0	0	0.0000	0	0	0	0.0000	0	0.0000	NA	NA	0		
	Total	1035	14543000	0	0	14543000	100.0000	14543000	0	14543000	100.0000	0	0.0000	5545628	38.132600	14542998		



GPT Infraprojects Ltd


Table II - Statement showing shareholding pattern of the Promoter and Promoter Group

Category & Name of the shareholders	PAN	Nos. of shareholders	No. of fully paid up equity shares held	Partly paid-up equity shares held	No. of shares underlying Depository Receipts	Total nos. shares held	Shareholding % calculated as per SCRR, 1957 As a % of (A+B+C2)	Number of Voting Rights held in each class of securities			No. of Shares Underlying Outstanding convertible securities (including Warrants)	Shareholding, as a % assuming full conversion of convertible securities (as a percentage of diluted share capital)	Number of Locked in shares		Number of Shares pledged or otherwise encumbered		Number of equity shares held in dematerialised form	
								No of Voting Rights					Total as a % of (A+B+C)	No. (a)	As a % of total Shares held (b)	No. (a)		As a % of total Shares held (b)
								Class eg: X	Class eg: Y	Total								
(I)	(II)	(III)	(IV)	(V)	(VI)	(VII) = (IV)+(V)+(VI)	(VIII) As a % of (A+B+C2)	(IX)			(X)	(XI) = (VII)+(X) As a % of (A+B+C2)	(XII)		(XIII)		(XIV)	
1	Indian																	
(a)	Individuals / Hindu Undivided Family		17	6263382	0	0	6263382	43.0680	6263382	0	6263382	43.0680	0	0.0000	935230	14.9317	6263382	
	Shree Gopal Tantia	ABNPT6286B	1	838366	0	0	838366	5.7647	838366	0	838366	5.7647	0	0.0000	311743	37.1846	838366	
	Amrit Jyoti Tantia	ABRPT3377P	1	673840	0	0	673840	4.6334	673840	0	673840	4.6334	0	0.0000	0	0.0000	673840	
	Vinita Tantia	ABOPT4262N	1	460324	0	0	460324	3.1653	460324	0	460324	3.1653	0	0.0000	0	0.0000	460324	
	Dwarika Prasad Tantia	ADCPT2274N	1	449442	0	0	449442	3.0904	449442	0	449442	3.0904	0	0.0000	311744	69.3625	449442	
	Aruna Tantia	ABTPT7968C	1	446074	0	0	446074	3.0673	446074	0	446074	3.0673	0	0.0000	0	0.0000	446074	
	Pramila Tantia	ABQPT4263P	1	444312	0	0	444312	3.0552	444312	0	444312	3.0552	0	0.0000	0	0.0000	444312	
	Om Tantia	ADCPT2275P	1	424504	0	0	424504	2.9190	424504	0	424504	2.9190	0	0.0000	311743	73.4370	424504	
	Atul Tantia	ABMPT7504K	1	417456	0	0	417456	2.8705	417456	0	417456	2.8705	0	0.0000	0	0.0000	417456	
	Anurag Tantia	AEWPT4293G	1	400966	0	0	400966	2.7571	400966	0	400966	2.7571	0	0.0000	0	0.0000	400966	
	Mridul Tantia	AHPPT7196N	1	378432	0	0	378432	2.6022	378432	0	378432	2.6022	0	0.0000	0	0.0000	378432	
	Vaibhav Tantia	ABUPT6504D	1	342376	0	0	342376	2.3542	342376	0	342376	2.3542	0	0.0000	0	0.0000	342376	
	Harshika Tantia	AHNP18586A	1	300000	0	0	300000	2.0628	300000	0	300000	2.0628	0	0.0000	0	0.0000	300000	
	Kriti Tantia	AJFPK2123G	1	213282	0	0	213282	1.4666	213282	0	213282	1.4666	0	0.0000	0	0.0000	213282	
	Shree Gopal Tantia	AAFHS2252H	1	156654	0	0	156654	1.0772	156654	0	156654	1.0772	0	0.0000	0	0.0000	156654	
	Dwarika Prasad Tantia	AABHD6728D	1	120926	0	0	120926	0.8315	120926	0	120926	0.8315	0	0.0000	0	0.0000	120926	
	Radhika Tantia	AJIPP0749G	1	100000	0	0	100000	0.6876	100000	0	100000	0.6876	0	0.0000	0	0.0000	100000	
	Om Prakash Tantia	AAAHOS380D	1	96428	0	0	96428	0.6631	96428	0	96428	0.6631	0	0.0000	0	0.0000	96428	
(b)	Central Government / State Government(s)		0	0	0	0	0	0.0000	0	0	0	0.0000	0	0.0000	0	0.0000	0	
(c)	Financial Institutions / Banks		2	4610398	0	0	4610398	31.7018	4610398	0	4610398	31.7018	0	0.0000	4610398	100.0000	4610398	
(d)	Any Other (Specify)		2	4610398	0	0	4610398	31.7018	4610398	0	4610398	31.7018	0	0.0000	4610398	100.0000	4610398	
	Bodies Corporate		2	2976798	0	0	2976798	20.4689	2976798	0	2976798	20.4689	0	0.0000	2976798	100.0000	2976798	
	Gpt Sons Private Limited	AABCP2721K	1	1633600	0	0	1633600	11.2329	1633600	0	1633600	11.2329	0	0.0000	5545628	51.0000	1633600	
	Gpt Sons Private Limited	AADCG9070E	1	10873780	0	0	10873780	74.7699	10873780	0	10873780	74.7699	0	0.0000	0	0.0000	10873780	
	Sub Total (A)(1)		19	10873780	0	0	10873780	74.7699	10873780	0	10873780	74.7699	0	0.0000	5545628	51.0000	10873780	
2	Foreign																	
(a)	Individuals (Non-Resident Individuals / Foreign Individuals)		0	0	0	0	0	0.0000	0	0	0	0.0000	0	0.0000	0	0.0000	0	
(b)	Government		0	0	0	0	0	0.0000	0	0	0	0.0000	0	0.0000	0	0.0000	0	
(c)	Institutions		0	0	0	0	0	0.0000	0	0	0	0.0000	0	0.0000	0	0.0000	0	
(d)	Foreign Portfolio Investor		0	0	0	0	0	0.0000	0	0	0	0.0000	0	0.0000	0	0.0000	0	
(e)	Any Other (Specify)		0	0	0	0	0	0.0000	0	0	0	0.0000	0	0.0000	0	0.0000	0	
	Sub Total (A)(2)		0	0	0	0	0	0.0000	0	0	0	0.0000	0	0.0000	0	0.0000	0	
	Total Shareholding Of Promoter And Promoter Group (A)= (A)(1)+(A)(2)		19	10873780	0	0	10873780	74.7699	10873780	0	10873780	74.7699	0	0.0000	5545628	51.0000	10873780	

Details of Shares which remain unclaimed may be given hear along with details such as number of shareholders, outstanding shares held in demat/unclaimed suspense account, voting rights which are frozen etc.

Note :

- (1) PAN would not be displayed on website of Stock Exchange(s)
- (2) The term 'Encumbrance' has the same meaning as assigned under regulation 28(3) of SEBI (Substantial Acquisition of Shares and Takeovers) Regulations, 2011.



3/12

GPT Infraprojects Ltd

Table III - Statement showing shareholding pattern of the Public shareholder

Category & Name of the shareholders	PAN	Nos. of shareholders	No. of fully paid up equity shares held	Partly paid-up equity shares held	No. of shares underlying Depository Receipts	Total nos. shares held (VII) = (IV)+(V)+ (VI)	Shareholding % calculated as per SCRR, 1957 As a % of (A+B+C2) (VIII) As a % of (A+B+C2)	Number of Voting Rights held in each class of securities			No. of Shares Underlying Outstanding convertible securities (including Warrants)	Shareholding, as a % assuming full conversion of convertible securities (as a percentage of diluted share capital) (XI) = (VII)+(X) As a % of (A+B+C2)	Number of Locked in shares		Number of Shares pledged or otherwise encumbered		Number of equity shares held in dematerialised form	
								No of Voting Rights					No. of Locked in shares No. (a)	As a % of total Shares held (b)	No. (a)	As a % of total Shares held (b)		
								Class eg: X	Class eg: y	Total								
(I)	(II)	(III)	(IV)	(V)	(VI)	(VII)	(VIII)	(IX)			(X)	(XII)		(XIII)		(XIV)		
1 Institutions																		
(a) Mutual Fund		0	0	0	0	0	0.0000	0	0	0	0.0000	0	0.0000	0	0.0000	NA	NA	0
(b) Venture Capital Funds		0	0	0	0	0	0.0000	0	0	0	0.0000	0	0.0000	0	0.0000	NA	NA	0
(c) Alternate Investment Funds		0	0	0	0	0	0.0000	0	0	0	0.0000	0	0.0000	0	0.0000	NA	NA	0
(d) Foreign Venture Capital Investors		0	0	0	0	0	0.0000	0	0	0	0.0000	0	0.0000	0	0.0000	NA	NA	32431
(e) Foreign Portfolio Investor		2	32431	0	0	32431	0.2230	32431	0	32431	0.2230	0	0.0000	0	0.0000	NA	NA	0
(f) Financial Institutions / Banks		0	0	0	0	0	0.0000	0	0	0	0.0000	0	0.0000	0	0.0000	NA	NA	0
(g) Insurance Companies		0	0	0	0	0	0.0000	0	0	0	0.0000	0	0.0000	0	0.0000	NA	NA	0
(h) Provident Funds/ Pension Funds		0	0	0	0	0	0.0000	0	0	0	0.0000	0	0.0000	0	0.0000	NA	NA	0
(j) Any Other (Specify)		0	0	0	0	0	0.0000	0	0	0	0.0000	0	0.0000	0	0.0000	NA	NA	0
Sub Total (B)(1)		2	32431	0	0	32431	0.2230	32431	0	32431	0.2230	0	0.0000	0	0.0000	NA	NA	32431
Central Government/ State Government(s)/ President of India																		
Sub Total (B)(2)		0	0	0	0	0	0.0000	0	0	0	0.0000	0	0.0000	0	0.0000	NA	NA	0
3 Non-Institutions																		
(a) Individuals			0	0												NA	NA	
i. Individual shareholders holding nominal share capital up to Rs. 2 lakhs.		904	219750	0	0	219750	1.5110	219750	0	219750	1.5110	0	1.5110	0	0.0000	NA	NA	219748
ii. Individual shareholders holding nominal share capital in excess of Rs. 2 lakhs.		3	600809	0	0	600809	4.1313	600809	0	600809	4.1313	0	4.1313	0	0.0000	NA	NA	600809
Mukul Mahavir Agrawal	AARFP3029P		550000	0	0	550000	3.7819	550000	0	550000	3.7819	0	3.7819	0	0.0000	NA	NA	550000
(b) NBFCs registered with RBI		0	0	0	0	0	0.0000	0	0	0	0.0000	0	0.0000	0	0.0000	NA	NA	0
(c) Employee Trusts		0	0	0	0	0	0.0000	0	0	0	0.0000	0	0.0000	0	0.0000	NA	NA	0
(d) Overseas Depositories(holding DRs) (balancing figure)		0	0	0	0	0	0.0000	0	0	0	0.0000	0	0.0000	0	0.0000	NA	NA	0
(e) Any Other (Specify)		107	2816230	0	0	2816230	19.3648	2816230	0	2816230	19.3648	0	19.3648	0	0.0000	NA	NA	2816230
Trusts		1	200000	0	0	200000	1.3752	200000	0	200000	1.3752	0	1.3752	0	0.0000	NA	NA	200000
Gpt Employees Welfare Trust	AABTG3824H		200000	0	0	200000	1.3752	200000	0	200000	1.3752	0	1.3752	0	0.0000	NA	NA	34706
Hindu Undivided Family		42	34706	0	0	34706	0.2386	34706	0	34706	0.2386	0	0.2386	0	0.0000	NA	NA	2168000
Foreign Companies		1	2168000	0	0	2168000	14.9075	2168000	0	2168000	14.9075	0	14.9075	0	0.0000	NA	NA	2168000
Nine Rivers Capital Limited	AACCN9582B		2168000	0	0	2168000	14.9075	2168000	0	2168000	14.9075	0	14.9075	0	0.0000	NA	NA	120
Non Resident Indians (Repat)		2	120	0	0	120	0.0008	120	0	120	0.0008	0	0.0008	0	0.0000	NA	NA	58991
Clearing Member		18	58991	0	0	58991	0.4056	58991	0	58991	0.4056	0	0.4056	0	0.0000	NA	NA	354413
Bodies Corporate		43	354413	0	0	354413	2.4370	354413	0	354413	2.4370	0	2.4370	0	0.0000	NA	NA	3636787
Sub Total (B)(3)		1014	3636789	0	0	3636789	25.0071	3636789	0	3636789	25.0071	0	25.0071	0	0.0000	NA	NA	3636787
Total Public Shareholding (B)= (B)(1)+(B)(2)+(B)(3)		1016	3669220	0	0	3669220	25.2301	3669220	0	3669220	25.2301	0	25.2301	0	0.0000	NA	NA	3669218

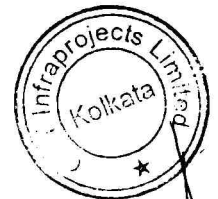
Details of the shareholders acting as persons in Concert including their Shareholding (No. and %):

No. of shareholders	No. of Shares

Details of Shares which remain unclaimed may be given hear along with details such as number of shareholders, outstanding shares held in demat/unclaimed suspense account, voting rights which are frozen etc.

Note

- (1) PAN would not be displayed on website of Stock Exchange(s).
- (2) The above format needs to disclose name of all holders holding more than 1% of total number of shares
- (3) W.r.t. the information pertaining to Depository Receipts, the same may be disclosed in the respective columns to the extent information available and the balance to be disclosed as held by custodian.



GPT Infraprojects Ltd

Table IV - Statement showing shareholding pattern of the Non Promoter- Non Public shareholder

	Category & Name of the shareholders	PAN	Nos. of shareholders	No. of fully paid up equity shares held	Partly paid-up equity shares held	No. of shares underlying Depository Receipts	Total nos. shares held	Shareholding % calculated as per SCRR, 1957 As a % of (A+B+C2)	Number of Voting Rights held in each class of securities			No. of Shares Underlying Outstanding convertible securities (including Warrants)	Shareholding, as a % assuming full conversion of convertible securities (as a percentage of diluted share capital)	Number of Locked In shares		Number of Shares pledged or otherwise encumbered		Number of equity shares held in dematerialised form	
									No of Voting Rights					Total as a % of (A+B+C)	No. (a)	As a % of total Shares held(b)	No. (a)		As a % of total Shares held(b)
									Class eg: X	Class eg: y	Total								
	(I)	(II)	(III)	(IV)	(V)	(VI)	(VII) =	(VIII) As a	(IX)			(X)	(XI)= (VII)+(X)	(XII)		(XIII)	(XIV)		
1	Custodian/DR Holder		0	0	0	0	0	0.0000	0	0	0	0.0000	0	0.0000	0	0.0000	NA	NA	0
2	Employee Benefit Trust (under SEBI (Share based Employee Benefit) Regulations, 2014)		0	0	0	0	0	0.0000	0	0	0	0.0000	0	0.0000	0	0.0000	NA	NA	0
	Total Non-Promoter- Non Public Shareholding (C)= (C)(1)+(C)(2)		0	0	0	0	0	0.0000	0	0	0	0.0000	0	0.0000	0	0.0000	NA	NA	0

Note :

- (1) PAN would not be displayed on website of Stock Exchange(s).
- (2) The above format needs to disclose name of all holders holding more than 1% of total number of shares
- (3) W.r.t. the information pertaining to Depository Receipts, the same may be disclosed in the respective columns to the extent information available and the balance to be disclosed as held by custodian.

