



# **GPT Infraprojects Limited**

Corporate Presentation

NSE : GPTINFRA | BSE : 533761

This presentation and the accompanying slides (the “Presentation”), which have been prepared by **GPT Infraprojects Limited (the “Company”)**, have been prepared solely for information purposes and do not constitute any offer, recommendation or invitation to purchase or subscribe for any securities, and shall not form the basis or be relied on in connection with any contractor binding commitment whatsoever. No offering of securities of the Company will be made except by means of a statutory offering document containing detailed information about the Company

This Presentation has been prepared by the Company based on information and data which the Company considers reliable, but the Company makes no representation or warranty, express or implied, whatsoever, and no reliance shall be placed on, the truth, accuracy, completeness, fairness and reasonableness of the contents of this Presentation. This Presentation may not be all inclusive and may not contain all of the information that you may consider material. Any liability in respect of the contents of, or any omission from, this Presentation is expressly excluded

Certain matters discussed in this Presentation may contain statements regarding the Company’s market opportunity and business prospects that are individually and collectively forward-looking statements. Such forward-looking statements are not guaranteeing of future performance and are subject to known and unknown risks, uncertainties and assumptions that are difficult to predict. These risks and uncertainties include, but are not limited to, the performance of the Indian economy and of the economies of various international markets, the performance of the industry in India and world-wide, competition, the company’s ability to successfully implement its strategy, the Company’s future levels of growth and expansion, technological implementation, changes and advancements, changes in revenue, income or cash flows, the Company’s market preferences and its exposure to market risks, as well as other risks. The Company’s actual results, levels of activity, performance or achievements could differ materially and adversely from results expressed in or implied by this Presentation. The Company assumes no obligation to update any forward-looking information contained in this Presentation. Any forward-looking statements and projections made by third parties included in this Presentation are not adopted by the Company and the Company is not responsible for such third-party statements and projections.

**01**

**Key Updates**



**02**

**Company Overview**



**03**

**Annexure**



# FY25 Key Updates



# Highest Ever Full Year Revenue and Profits

FY25



**Rs. 1,188.1 Cr**

▲ 17% YoY



**Rs. 141.8 Cr**

▲ 11% YoY



**Rs. 80.1 Cr**

▲ 39% YoY

Order Inflow

**Rs. 1,575 Cr**



## Dividend

- In line with the dividend policy, the company has declared a final dividend @ Re 1 per share, taking total dividend for the year to Rs 3 per share. The Record Date for the same has been fixed on July 31, 2025



## Backward Integration

- Commissioned the Steel Girder and component Manufacturing Facility at Village Majinan, PS Gurap, Dist Hooghly, West Bengal with an initial capacity of **10,000 MT Per Annum**.



## CRISIL Rating upgrade

- Long Term Credit Rating: **Upgraded twice from BBB- Stable to CRISIL A Stable**
- Short Term Credit Rating: **Upgraded to CRISIL A1** from 'CRISIL A2',



## Pledge Shares

(as on 22 Nov 24)

- Consortium Banks have **partly released** pledge of shares from 51% to 35% of total shares



## QIP Fund Raise

- **Successfully raised Rs 175 Crs** through QIP, in Aug-24, and majorly the funds has been utilized for **debt reduction and expansion of business**



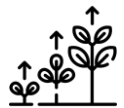
## Bonus

- Completed its **3<sup>rd</sup> Bonus Issue** in the last 7 years in the ratio of 1:1 on July 3, 2024, thus strengthening the capital base of the Company and providing liquidity to investors.



## Strong Financials

- **Highest Ever Full Year Revenue and Profits** in the company's history with a CAGR of 19% and 145% respectively
- **Consistent Dividend Paying track record** on the back of strong cashflows



## Sustainable Growth

- **Confident in sustaining a long-term EBITDA hurdle rate of 13%**, consistent with the historical guidance.

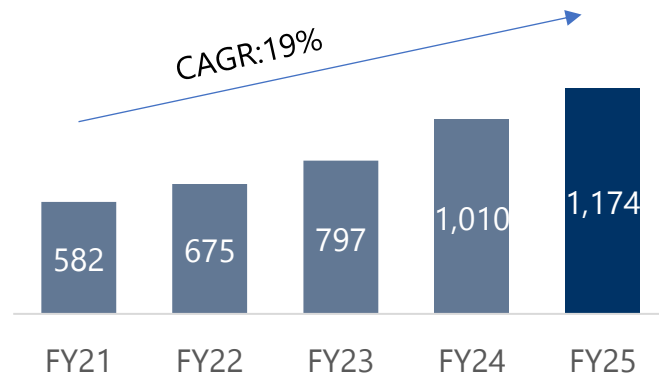


## Key Order Win

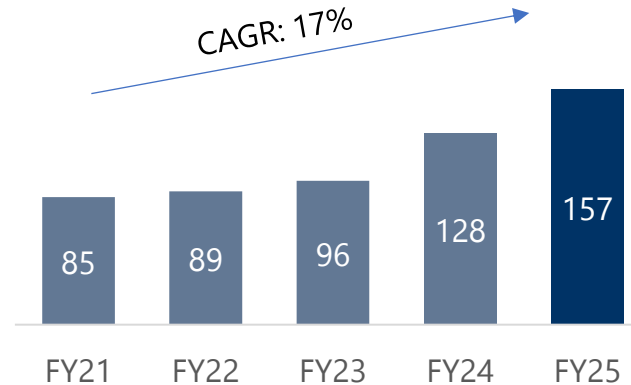
- Bagged **Rs 547 Cr** order from Rail Vikas Nigam Limited, in June'24.
- Bagged **Rs 481 Cr** order from CAO Construction, South Eastern Railway, Kolkata in Apr'25.

# Robust Financial Growth Timeline (Stand Alone)

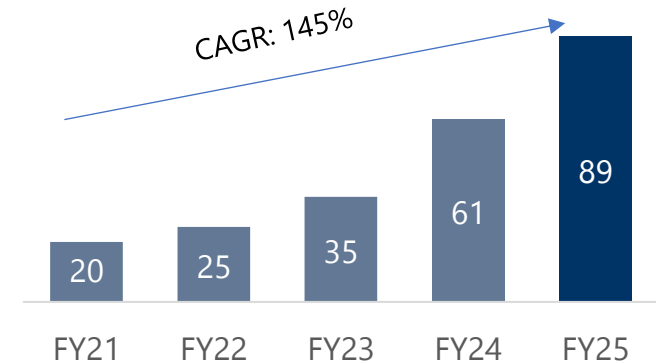
Revenue (Rs Cr)



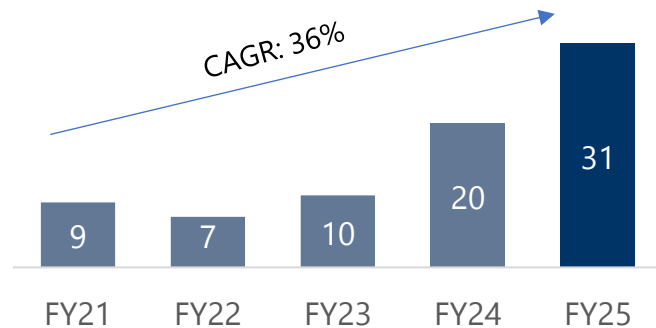
EBITDA (Rs Cr)



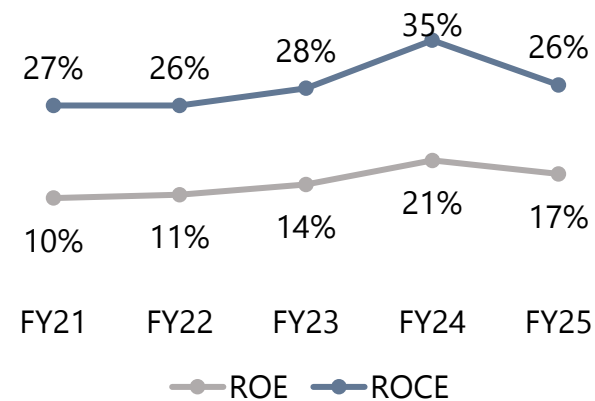
PAT (Rs Cr)



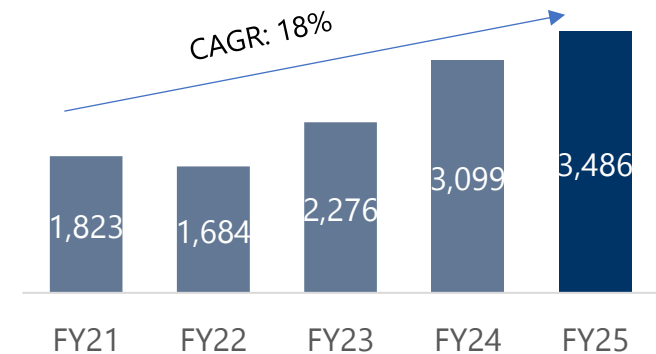
Dividend Paid (Rs Cr)



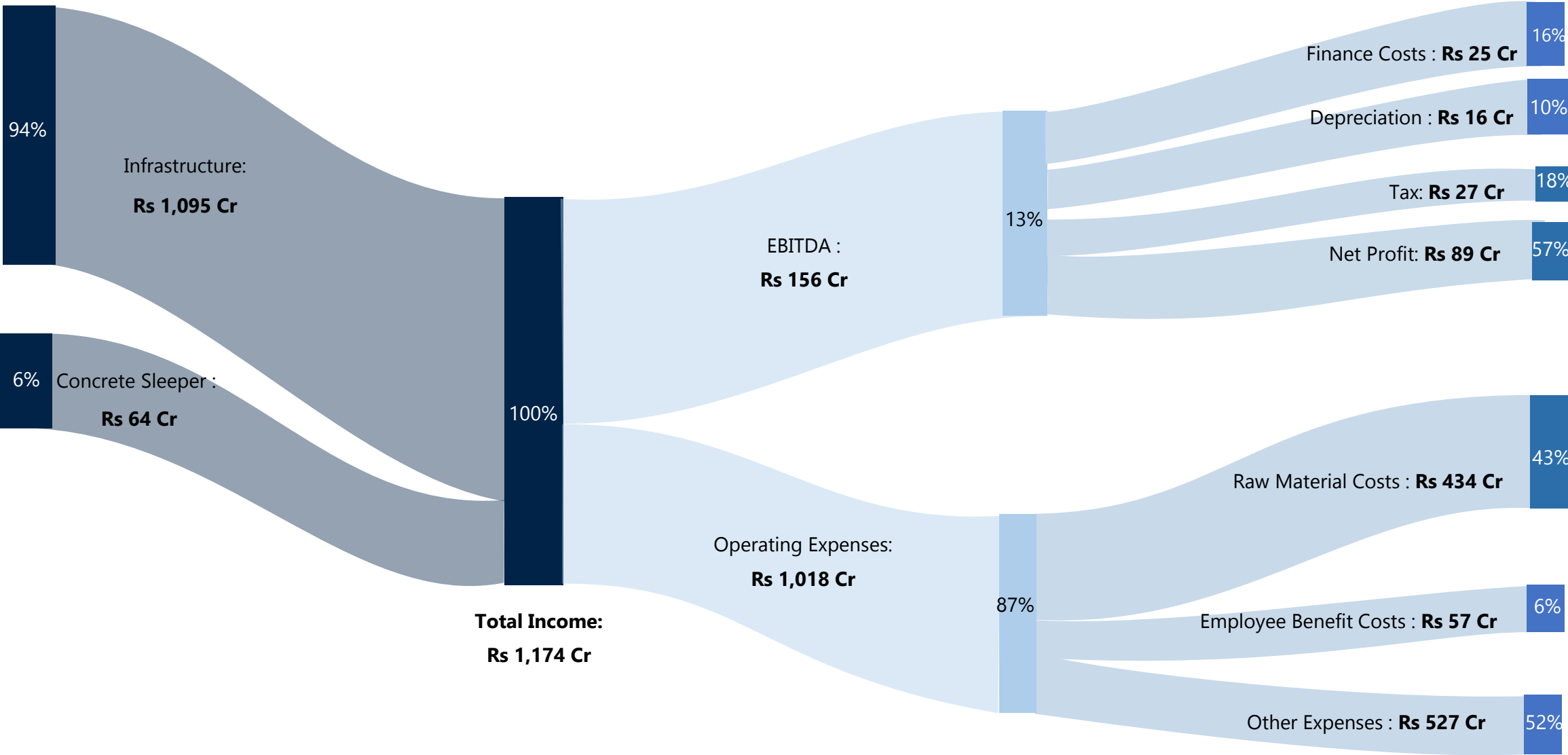
ROE and ROCE (%)



Order Book (Rs Cr)



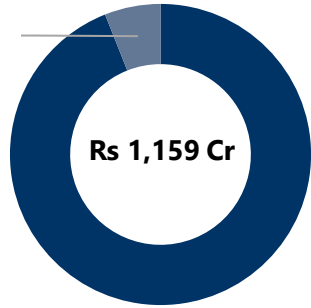
# Financial Highlights - Standalone (FY25)





## Revenue

Concrete Sleepers, 6%



Infrastructure, 94%

**Infrastructure : Rs 1,095 Cr**

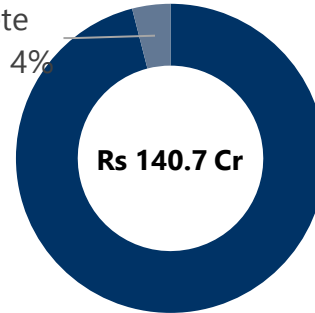
Led by higher execution of large contracts

**Concrete Sleepers : Rs 64 Cr**

Indian Operations performing well with strong growth.

## EBIT

Concrete Sleepers, 4%



Infrastructure, 96%

**Infrastructure : Rs 134.7 Cr**

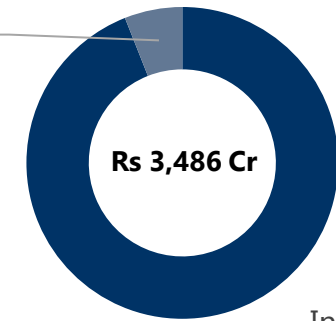
Led by uptick in revenues due to higher execution in key contracts

**Concrete Sleepers : Rs 6.0Cr**

Better operations in India leading to higher EBIT

## Consolidated Order Book

Concrete Sleepers, 6%



Infrastructure, 94%

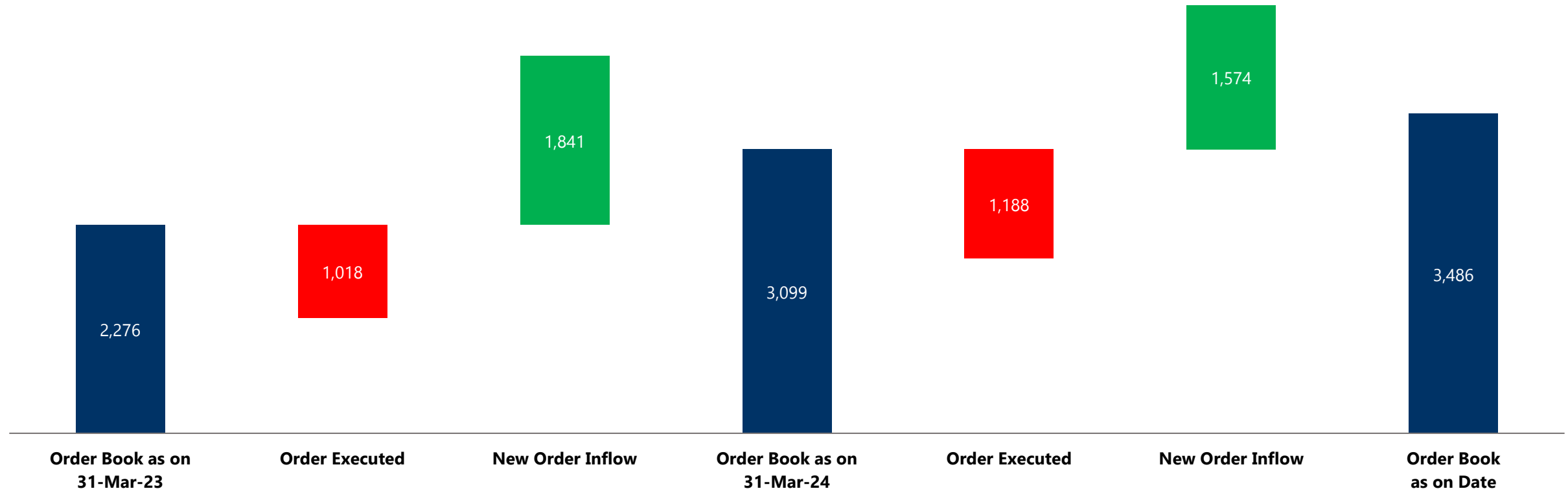
**Infrastructure : Rs 3,265 Cr**

Bagged **Rs 547 Cr order** from RVNL & **Rs 481 Cr** order from CAO Construction, South Eastern Railway.

**Concrete Sleepers : Rs 221 Cr**

New Order inflow of Rs. 98 Cr

# Order Book of Rs 3,486 Cr



Robust Order Book of **Rs 3,486 Cr**, forming **~2.9 times** FY25 Revenue, provides growth visibility

# Key Major Projects Contributing to Revenue

Segment	Scope of Work	Client	City/State	Value (Rs Cr)
Infrastructure	Construction of new 4 lane Prayagraj Southern Bypass	NHAI	Prayagraj, UP	835
	Construction of Bridges for Mathura – Jhansi 3 <sup>rd</sup> Line	RVNL	Rajasthan & UP	727
	Construction of Viaduct, Major Bridges for New BG Line Mau – Tarighat near Gazipur	RVNL	Ghazipur, UP	664
	Construction of Viaduct Portion of Six Lane Elevated Kona Expressway	RVNL	Kona Expressway, WB	547
	Construction of 4 lane Raniganj Bypass	MORTH	Paschim Bardhaman, West Bengal	267
	Construction of Cable Stay Bridge over Byculla Railway Station	MRIDCL	Mumbai, Maharashtra	215
	Construction of Road Over Bridge (3 lane)	CAO Construction, SE Railway	Kharagpur, West Bengal	204
Concrete Sleeper	Manufacture and Supply of Wider PSC Sleepers	Eastern Railway	India	45
	Manufacture and Supply of Wider PSC Sleepers	South Eastern Railway	India	64
	Manufacture and Supply of Wider PSC Sleepers	Transnet Freight Rail	South Africa	48

# Company Overview



01

## End-To-End Solution

Track record of executing Turnkey Projects creating a niche for itself



02

## Railway Focused

Concrete Sleeper and Infrastructure  
(Civil Engineering Projects)



03

## Growth Visibility

Robust Order Book of  
~Rs 3,486 Cr, forming  
2.9x FY25 Revenue.



04

## Indian Railways: Structural Changes

Reforms for Investment &  
better Governance





The largest single order in GPT's history, valued at **Rs. 835 Cr** from the NHA for construction of new 4 lane Prayagraj Southern Bypass in Uttar Pradesh under EPC mode.



The company is maintaining dividend policy by rewarding its shareholders. During FY25, company has paid total dividend of Rs 3 per share.

The Bonus issue of 1:1 was completed on July 3, 2024, the 3<sup>rd</sup> Bonus Issue in last 7 years

Strong momentum from order execution during FY25 from key contracts, leading to the Company achieving a milestone, by crossing **Rs 1,188 Cr revenues for the year and on track to achieve a 15%+ growth in FY25**



One of the only concrete sleeper manufacturer from India present internationally and have presence in India, South Africa, Namibia and Ghana.



# A Railway Focused Infrastructure Company



**Premier Infrastructure Company:** Engaged in Civil Construction and Concrete Sleeper manufacturing for Railways



**Execution Capabilities:** With ~40 years of experience, GPT has developed Strong Project Execution Proficiency across the Value Chain



**Marquee Clientele:** Indian Railways, NHAI, Railway PSUs and other Central Government organizations



Standalone (FY25)

Revenue

**Rs 1,159.2 Cr**

16.4% YOY

EBITDA Margin

**13.3%**

Above hurdle rate

PAT

**Rs 88.4 Cr**

45.6% YOY

## Presence in two Business Segments :

### 1. Infrastructure



Commenced in the year 2004  
Bridge and Road construction  
Order-book of **Rs 3,264.7 Cr**

### 2. Concrete Sleepers



Commenced in the year 1982  
Monoblock and Pre-Stressed Concrete Sleepers  
Order-book of **Rs 221.3 Cr**



## Roads, Bridges & Highways

Construction of rail over bridges, road over bridges and multi-lane highways

## Steel Bridges

Building of mega bridges with super steel structures across various terrains.

## Industrial

Construction of railway sidings, merry-go-round railways, roads, industrial parks, etc.

## Railway Tracks

Gauge Conversion of railway tracks including earthwork, blanketing, and track lining.

## Metro Work

The company undertakes the construction of metro rail lines, along with design and development of stations.



## Among the Pioneers

Manufacturing Concrete Sleepers for mainlines, curves, bridges, level crossings, and points & crossings.

## Well Experienced

Manufactured more than 15 Million concrete sleepers for Indian Railways



## Capacity

Manufacturing capacity of 2 Mn units across India & Africa

## Production

Ghana factory has started with the production for concrete sleeper

## Global Presence

We have factories in South Africa, Namibia and Ghana





**Dwarika Prasad Tantia**  
Non-Executive Director



More than 50 years of infrastructure sector experience; leads the Company's growth and Group CSR initiatives; sets the mission and vision for the Group as the Group and family head; Honorary Consul of Ghana in Kolkata.



**Vaibhav Tantia**  
Director & COO



Received BS Economics degree with a Major in Finance from Wharton School and BS in Engineering with a Major in Civil Engineering from University of Pennsylvania; drives the EPC segment including projects management, business development, legal and arbitration matters.



**Shree Gopal Tantia**  
Managing Director



More than 40 years of experience in the infrastructure sector; heads the Group's EPC business with strong client relationships and project execution capabilities; oversees customer relationships.



**Amrit Jyoti Tantia**  
Director (Projects)



B.Com (Hons) from St. Xavier's College, holds Master's Degree in Management, Organizations and Governance from London School of Economics and Political Science, London. Has over a decade of experience in the infrastructure industry. Responsible for monitoring key projects being executed by the Company, activities also include client interaction, material procurements and project execution.



**Atul Tantia**  
Executive Director & CFO



Received the degree in BS Economics with major in Finance from Wharton School and B.S. Engineering with major in Systems Engineering from University of Pennsylvania; navigates the Company's manufacturing, finance and accounting functions while managing relationships with lenders, investors and international customers.



**Kashi Prasad Khandelwal**  
Non-Executive Independent Director



More than four decades of experience as a Chartered Accountant & expertise in Audit, Accounting, Direct and Indirect Tax, Corporate law matters. Chairman of Audit Committee and a member of Nomination & Remuneration Committee; holds a Certificate of Practice from Institute of Chartered Accountants of India



**Hari Modi**  
Non-Executive – Independent Director



Graduated from the University of Calcutta and has passed the final examination of the Institute of Cost and Works Accountant of India



**Rashmi Bihani**  
Independent Director



She is a Practicing Chartered Accountant with over two decades of practice. Was associated with Lodha & Co. for more than 10 years and has rich experience in statutory audits, internal audit including Transfer Pricing, SOX assignments and in providing financial advisory services to a diverse client base across a wide range of industries and sectors like Engineering & Projects Companies Media & Broadcasting, Metals, Power, Real Estate, FMCG and Banking companies and Hospitality companies.



**Arun Kumar Dokania**  
Non-Executive – Independent Director



He has vast experience of more than four decades in the Commercial, Financial, Banking and Legal Matters. He has been associated with various industries. He possesses profound knowledge related to Finance and Banking about the infrastructure and construction sector.



**Aditya Kumar Mittal**  
Non-Executive – Independent Director



A qualified BE (civil) Hons. and is a member of central service i.e. Indian Railway Service of Engineers. He was also the member of the Engineering Railway Board and Ex-Officio secretary to the Government of India. He has held several important posts with the Railways. He possesses vast knowledge and expertise for construction of bridges, structures including Railway tracks of the Indian Railways, also been empaneled as Arbitrator and with all the seventeen Zonal Railways.

# Our Clientele

RAILWAY & PSU 	NHAI, STATE PWD & OTHERS 	GLOBAL CUSTOMER BASE 	OTHER KEY CUSTOMERS 
			
	 Ministry of Road Transport and Highways		
			
			



# Annexure



# Profit & Loss Statement

Particulars (Rs Cr)	Standalone		Consolidated	
	FY25	FY24	FY25	FY24
Revenue	1,159.3	996.1	1,188	1,188
Other Income	15	13.7	6.2	6.2
<b>Net Sales</b>	<b>1,174.3</b>	<b>1,009.8</b>	<b>1,194.2</b>	<b>1,194.2</b>
Operating Expenses	1,017.8	881.9	1,052.5	1,052.5
<b>EBITDA</b>	<b>156.5</b>	<b>127.9</b>	<b>141.7</b>	<b>141.8</b>
<i>EBITDA Margin</i>	<i>13.3%</i>	<i>12.9%</i>	<i>11.9%</i>	<i>11.9%</i>
Depreciation	15.7	14.1	17.6	17.6
Interest	24.8	31.9	25.9	25.9
<b>PBT</b>	<b>115.9</b>	<b>81.9</b>	<b>98.2</b>	<b>98.3</b>
Tax Expenses	27.4	21.2	25.2	23.4
<b>PAT before Share of JCE &amp; Minority</b>	<b>88.5</b>	<b>60.7</b>	<b>73</b>	<b>74.9</b>
Share of JCE & Minority	-	-	-5.2	-5.2
<b>PAT after Share of JCE &amp; Minority</b>	<b>88.5</b>	<b>60.7</b>	<b>78.2</b>	<b>80.1</b>
<i>PAT Margin</i>	<i>7.5%</i>	<i>6.1%</i>	<i>6.5%</i>	<i>6.7%</i>

# Balance Sheet

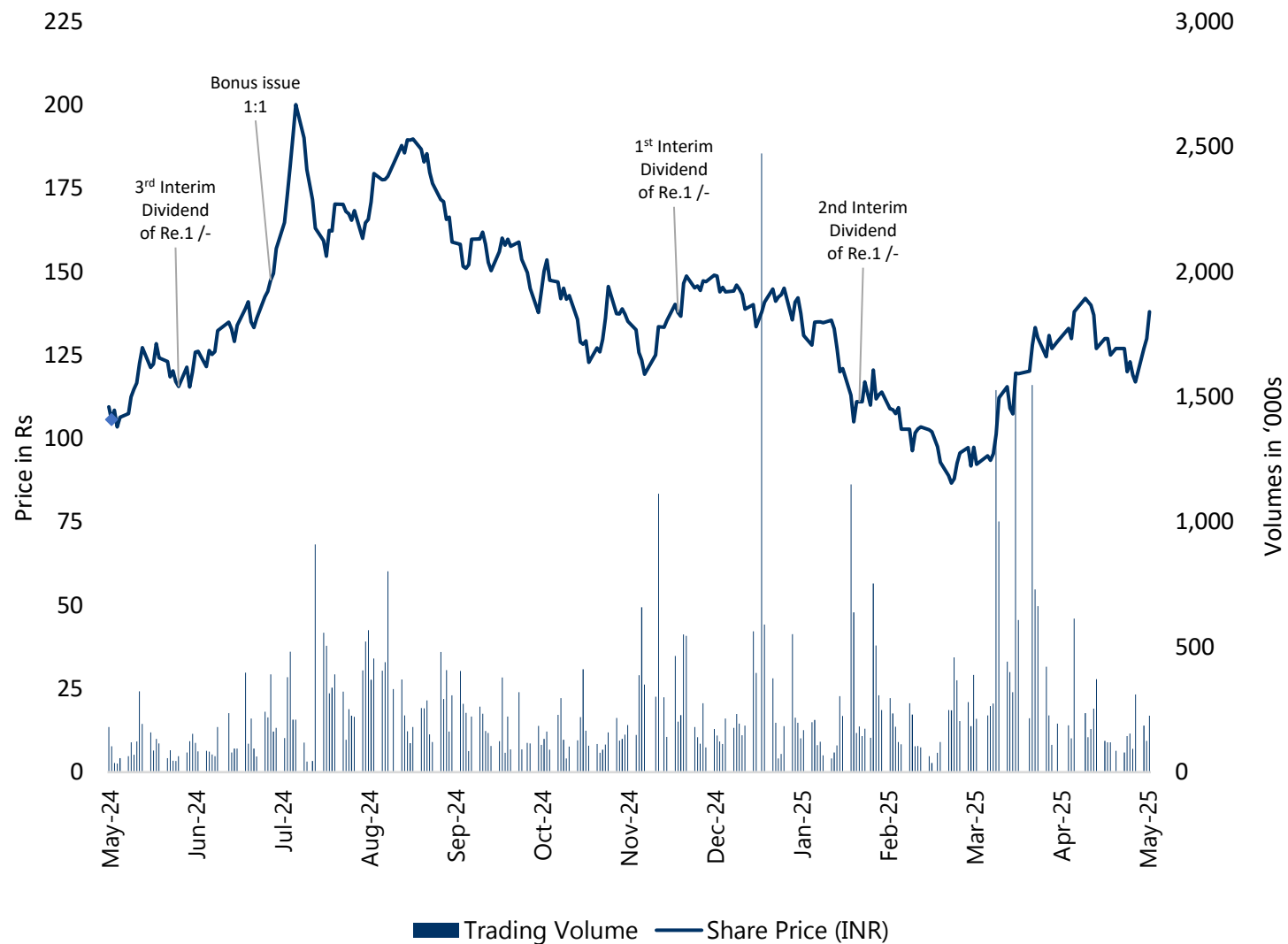
Liabilities (Rs Cr)	Standalone		Consolidated	
	Mar-25	Mar-24	Mar-25	Mar-24
Share Capital	126.4	58.2	126.4	58.2
Reserves	392.6	231.7	397.1	244.5
<b>Shareholders' Funds</b>	<b>519</b>	<b>289.9</b>	<b>523.5</b>	<b>302.7</b>
<b>Minority Interest</b>	<b>0</b>	<b>-</b>	<b>-7.7</b>	<b>-2.0</b>
Secured Loans	21.4	23.6	22	26.2
Trade Payables	28.8	8.7	28.8	8.7
Long Term Provisions	7.3	7.1	7.3	7.1
Other Liabilities	12.8	20.6	12.7	25.3
<b>Total Non-Current Liabilities</b>	<b>70.3</b>	<b>60.0</b>	<b>70.8</b>	<b>60.6</b>
Trade Payables	193.3	157.5	12.2	171.0
Other Current Liabilities	29.7	29.7	239.7	31.
Short Term Borrowings	99.3	162.5	104.7	164.4
<b>Total Current Liabilities</b>	<b>322.3</b>	<b>349.7</b>	<b>356.6</b>	<b>366.5</b>
<b>Total Equity &amp; Liabilities</b>	<b>911.6</b>	<b>699.6</b>	<b>943.2</b>	<b>727.7</b>

Assets (Rs Cr)	Standalone		Consolidated	
	Mar-25	Mar-24	Mar-25	Mar-24
Fixed Assets incl. CWIP	118.5	76.6	167.2	131.0
Investment	81.4	72.6	22.5	23.8
Other Non-Current Assets	50.1	41.6	69.7	49.4
<b>Total Non-Current Assets</b>	<b>249.9</b>	<b>190.7</b>	<b>259.4</b>	<b>203.8</b>
Inventories	141.1	108.3	162.1	133.9
Trade Receivables	82.9	67.1	95.6	68.9
Cash and Bank	9.9	24.9	12.4	25.6
Contract Assets	336.1	273.5	336.1	273.4
Other Current Assets	91.7	35.1	77.6	22.1
<b>Total Current Assets</b>	<b>661.7</b>	<b>508.8</b>	<b>683.8</b>	<b>524.0</b>
<b>Total Assets</b>	<b>911.6</b>	<b>699.6</b>	<b>943.2</b>	<b>727.7</b>

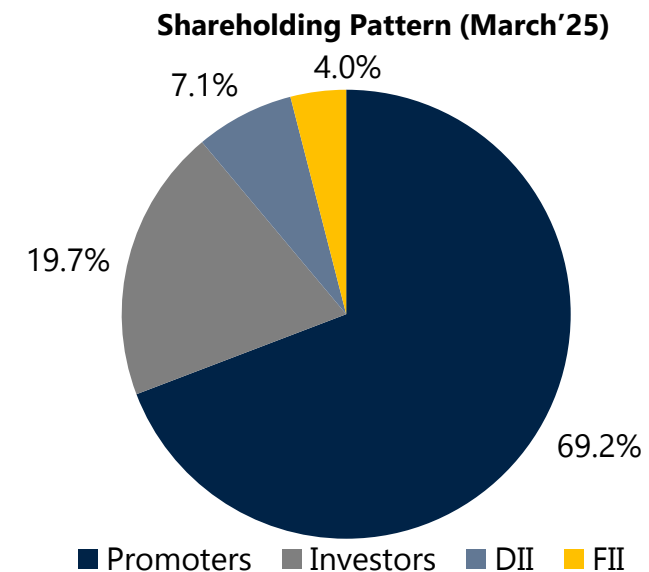
# Cash Flow Statement

Particulars (Rs Cr)	Standalone		Consolidated	
	Mar-25	Mar-24	Mar-25	Mar-24
<b>Cash Flow from Operating Activities</b>				
Profit Before Tax	115.9	81.9	97.4	78.2
Operating Profit before Working Capital	147.6	119.0	144.4	114.9
(Increase)/decrease in Inventories	-32.8	-13.9	-28.2	-16.3
(Increase)/decrease in Trade Receivables	-16.5	-34.3	-27.5	-30.8
(Increase)/decrease in Payables & other Adjustments	45.6	60.9	30.6	178.9
<b>Cash generated from Operations</b>	<b>52.7</b>	<b>131.7</b>	<b>58.1</b>	<b>131.8</b>
Less: Direct Taxes Paid	28.8	-17.1	-29.2	-18.4
<b>Net Cash from Operating Activities</b>	<b>23.9</b>	<b>114.6</b>	<b>28.9</b>	<b>113.4</b>
<b>Net Cash flow from Investing Activities</b>	<b>-69.5</b>	<b>-8.1</b>	<b>-74.3</b>	<b>-7.8</b>
<b>Net Cash flow from Financing Activities</b>	<b>48.7</b>	<b>-108.9</b>	<b>51.4</b>	<b>-107.9</b>
Net increase/(decrease) in Cash & Cash Equivalent	4.2	-2.4	6.0	-2.3
Add: Cash and Cash Equivalents as at 1 <sup>st</sup> April	3.6	6.1	4.3	6.6
<b>Cash and Cash Equivalents as at 31<sup>st</sup> March</b>	<b>7.8</b>	<b>3.6</b>	<b>10.3</b>	<b>4.3</b>





Data as on **15-May-25**



Stock Data (15-May-25)	
Ticker	533761 / GPTINFRA
Market Cap	1,778 Cr
Stock Price	141
52 Week (High / Low)	207 / 85
Share Outstanding	126,364,600
Average Volume (1Y)	3,05,719
Number of Shareholders	37,460

# Thank You



## **GPT Infraprojects Limited**

CIN: L20103WB1980PLC032872

Mr. Atul Tantia, Executive Director & CFO

[atul@gptgroup.co.in](mailto:atul@gptgroup.co.in)

Ms. Mansi Mohta, Executive Assistant to ED & CFO

[mansi.m@gptgroup.co.in](mailto:mansi.m@gptgroup.co.in)